



SIZE GUIDE

All values are based on body measurements.

Actual garment measurements will depend upon the fit of the specific product . For more information please see our fit guide.

MEN'S / UNISEX

Size	To Fit Chest	To Fit Waist
2XS	34"	28"
XS	36"	30"
S	38"	32"
M	40"	34"
L	42"	36"
XL	44"	38"
XXL	46"	40"
3XL	48"	42"
4XL	50"	44"

Leg Lengths

Short	30"
Regular	32"
Long	34"

CHEST

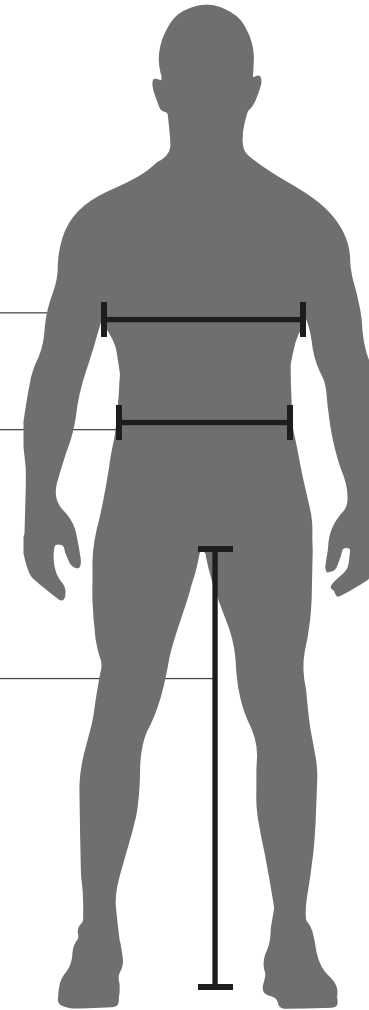
Measure under your arms at the fullest part of the chest.

WAIST

Measure around your natural waistline, above your hips.

INSIDE LEG

Measure from your inside crotch to the floor standing bare foot.





SIZE GUIDE

All values are based on body measurements.

Actual garment measurements will depend upon the fit of the specific product . For more information please see our fit guide.

WOMEN'S UNISEX

Size	To Fit Chest	To Fit Waist
6	30"	24"
8	32"	26"
10	34"	28"
12	36"	30"
14	38"	32"
16	40"	34"
18	42"	36"
20	44"	38"
22"	46"	40"

Leg Lengths

Short	28"
Regular	30"
Long	32"

CHEST

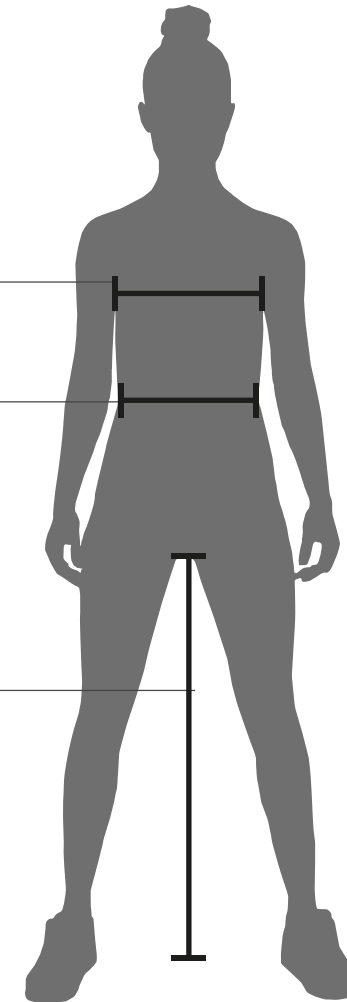
Measure under your arms at the fullest part of the chest.

WAIST

Measure around your natural waistline, above your hips.

INSIDE LEG

Measure from your inside crotch to the floor standing bare foot.





SIZE GUIDE

All values are based on body measurements.

Actual garment measurements will depend upon the fit of the specific product . For more information please see our fit guide.

KIDS UNISEX

Size	To Fit Chest	To Fit Waist
3/4	20-22"	21-22"
5/6	23-24"	22-23"
7/8	25-26"	23-24"
9/10	27-28"	24-25"
11/12	29-30"	25-26"
13/14	31-32"	26-27"

YOUTHS UNISEX

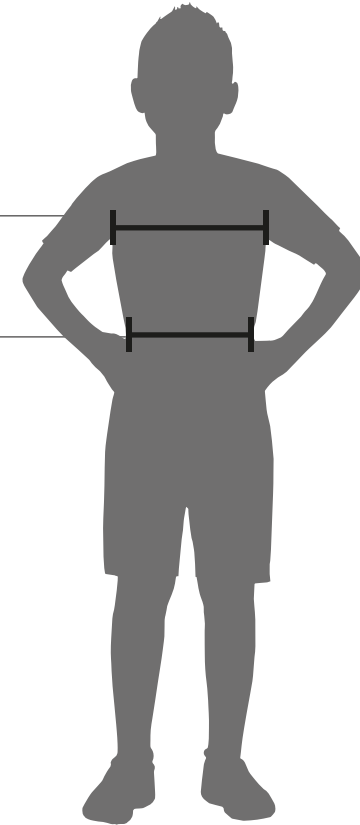
Size	To Fit Chest	To Fit Waist
YS	28-29"	25-26"
YM	30-31"	26-27"
YL	32-33"	27-28"

CHEST

Measure under your arms at the fullest part of the chest.

WAIST

Measure around your natural waistline, above your hips.





FIT GUIDE



REGULAR (CLASSIC) FIT

A traditional, standard cut for enhanced range of motion and an effortlessly relaxed fit.



ATHLETIC FIT

A slimmer, tighter cut that delivers optimal mobility by eliminating the bulk of extra fabric.

OTHER FITS

There are a wider range of fitting options to choose from for bespoke garments. The garment measurements for bespoke garments may vary dependent upon the sport the garment is intended for.